

Position #1 starts at the top. Tabs shown actual size. (Plan ahead! Consider leaving an empty position for future use.)

Easy Ordering Instructions

- 1 Choose the style of Chart Divider and Paper Color**
 - Index Style A-E and Stock Color
 - Fileback Style I-III
 - Self-Adhesive Fileback Style - SA
- 2 Specify tab cut size. See charts at left and below right. (Plan ahead! Consider leaving an empty position for future use.)**
- 3 Specify each tab title (text), position and color. (Side tab styles start at the top and bottom tab styles start at the left.)**
- 4 Specify packaging:**
 - Collated - Titles boxed together in sets (File-backs are loose, not attached to each other)
 - Not collated - Titles boxed individually



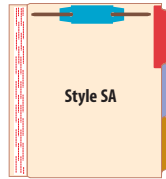
INDEX/CHART DIVIDERS/STYLES A-E

- 90 lb. or 110 lb. White or Ivory Stock
- Mylar Reinforced Punches
- Tabs Printed Both Sides/Mylar Covered
- 8-1/2" x 11"+ (Side Tabs - 1/2" — Bottom Tabs - 3/8" or 1/2")



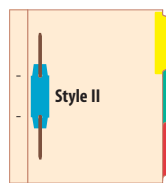
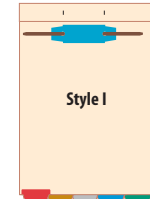
SELF-ADHESIVE FILEBACKS/STYLE SA

- 110 lb. Ivory Index (Manila) Stock
- 1" Scored Hinge With 3/4" Pressure Sensitive Tape
- Two Pre-installed 2" Bonded Fasteners (1 Each Side)
- Tabs Print Both Sides w/Different Titles/Mylar Covered
- 8-1/2" x 11"+ (Side Tabs - 1/2")

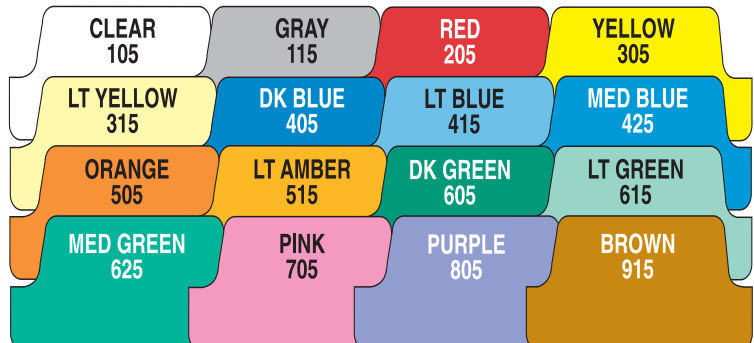


FLIP UP HINGED FILEBACKS/STYLES I-III

- 110 lb. Ivory Index (Manila) Stock
- 1" Scored Hinge With Mylar Reinforced Slits
- One Pre-installed 2" Bonded Fastener
- Tabs Print Both Sides/Mylar Covered
- 8 1/2" x 11"+ (Side Tabs - 1/2" – Bottom Tabs - 3/8" or 1/2")



General specifications are listed above. Contact your local sales representative for other options including: body printing, collating, assembly and installation; heavier paper weights and colors, etc.

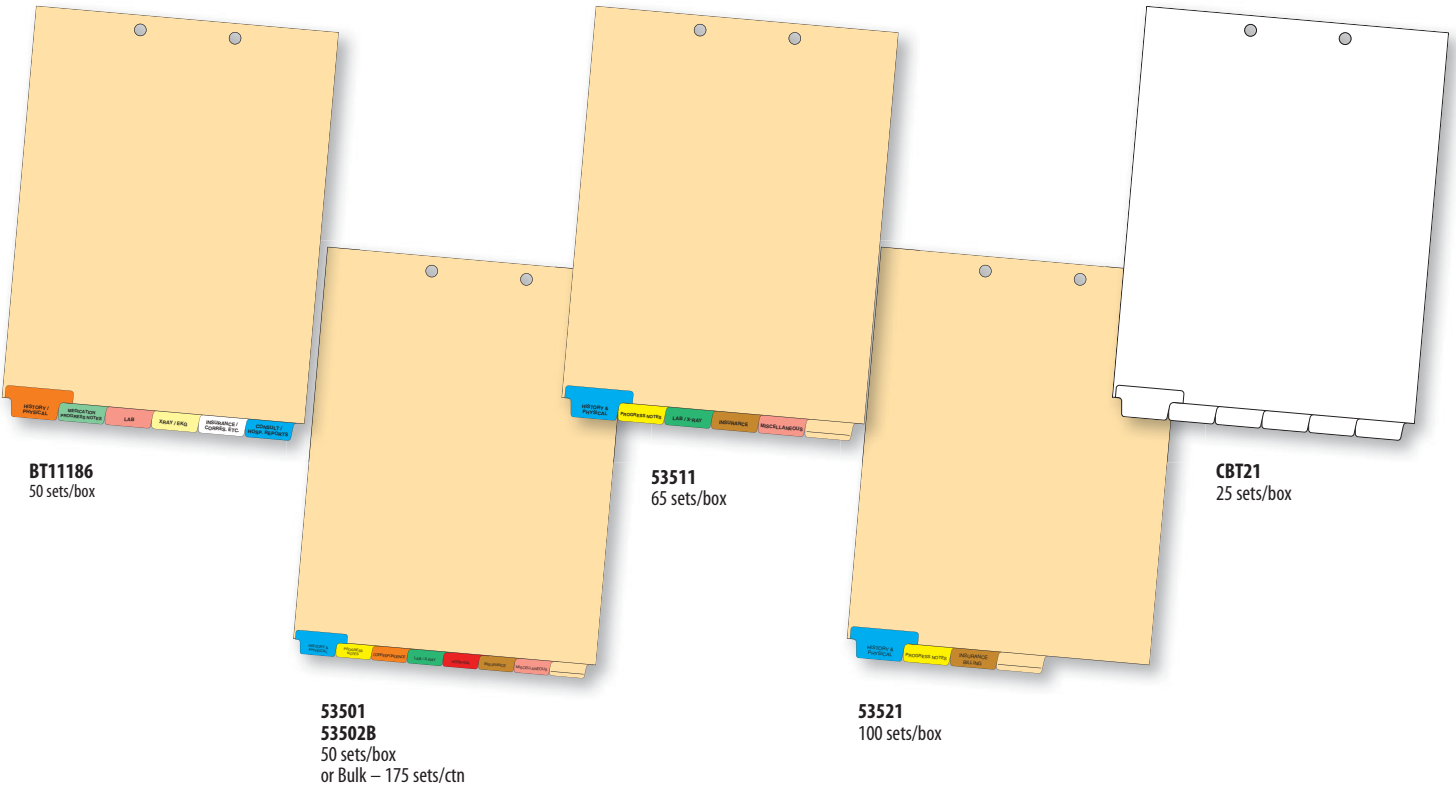


16 STANDARD MYLAR TAB COLORS

Neon colors available for an additional charge.

Stock Index Chart Dividers

Stock Bottom Tab Collated Sets



Stock Side Tab Collated Sets

